

**THIS DOCUMENT IS INTENDED FOR GENERAL USE BY STATE, FEDERAL, AND
TRIBAL ENTITIES**

This version supersedes all previous versions

**UPPER SALMON RIVER
RECOMMENDED INSTREAM WORK WINDOWS
AND
FISH PERIODICITY**

**For River Reaches and Tributaries
Above the Middle Fork Salmon River
Including the Middle Fork Salmon River Drainage**

Prepared by the

**Upper Salmon Basin Watershed Project
Technical Team**

June 2004

Revised September 2, 2004

Revised October 14, 2004

Revised November 30, 2005

THIS DOCUMENT IS INTENDED FOR GENERAL USE BY STATE, FEDERAL, AND TRIBAL ENTITIES

This version supersedes all previous versions

Table of Contents

Table of Contents..... 2
General Guidance..... 3
All Projects..... 3
How To Use The Fish Periodicity Tables..... 4
Recommended Work Windows 5
Main Salmon River Tributaries – Middle Fork to North Fork including the Middle Fork from the mouth to Camas Creek..... 6
Camas Creek 7
Panther Creek..... 8
North Fork Salmon River..... 9
Main Stem Salmon River - Horse Creek to the Pahsimeroi River 10
Main Stem Salmon River Tributaries - Horse Creek to the Pahsimeroi River 11
Lemhi River - Mouth to Agency Creek 12
Lemhi River from Agency Creek to Hayden Creek 13
Hayden Creek..... 14
Lemhi River - Hayden Creek to Leadore..... 15
Big Springs Creek (Lemhi River drainage) 16
Main Salmon River - Pahsimeroi River to Valley Creek 17
Main Salmon River Tributaries - Pahsimeroi River to Valley Creek..... 18
Pahsimeroi River - Mouth to Hooper Lane..... 19
Big Springs Creek (Pahsimeroi River drainage)..... 20
Pahsimeroi River- Hooper Lane to Headwaters 21
Challis Creek – Mouth to Public Land 22
East Fork Salmon River - Mouth to Herd Creek 23
Herd Creek (East Fork drainage) 24
East Fork Salmon River - Herd Creek to Germania Creek..... 25
East Fork Salmon River from Germania Creek to Headwaters 26
Yankee Fork River..... 27
Main Salmon River - Valley Creek to Headwaters 28
Valley Creek – including upper Middle Fork Salmon River from Camas Creek to headwaters.. 29

THIS DOCUMENT IS INTENDED FOR GENERAL USE BY STATE, FEDERAL, AND TRIBAL ENTITIES

This version supersedes all previous versions

General Guidance

This document is intended to provide general guidance for timing of instream projects involving the use of machinery, and the primary purpose is to protect incubating eggs, fry in the gravels, and spawning adults. These projects include, but are not limited to, diversion work, installation and removal of coffer dams, bank stabilization, bridge and culvert repair or replacement, pond creation, some screens or headgates, installation of weirs or other habitat restoration structures, or any other project that requires disturbance of any portion of the stream or active floodplain. This document is not intended to provide guidance for projects or disturbances not involving the use of machinery, which may include, but are not limited to, jack fence construction or maintenance, hand planting of vegetation, livestock grazing, or control of noxious weeds.

The guidance provided in this document is for initial planning purposes only, and these dates are not absolute. If work occurs within the preferred work window, no impacts to incubating salmonids are expected. However, the dates will vary annually due to water conditions and normal variations in fish movements. Also, the project specifics and location will affect the actual timing that the project may proceed with minimal effects. Because of the great amount of variability between and within watersheds concerning fish species and life stage presence, individual project effects must be considered case-by-case through the consultation process. Sockeye salmon are not specifically included in this document because their migration through the main Salmon River roughly coincides with that of chinook salmon. In general, sockeye incubation will not be affected by instream work.

All Projects:

All projects will have a qualified fisheries biologist¹ review the project vicinity for redds and spawning adults prior to the initiation of construction activities to ensure that no redds exist in the project area. This review will occur regardless of the proposed timing of the project and should occur at a time when species of concern are expected to be present. For example, if a project is scheduled to occur in April in an area where Chinook might spawn, the survey should occur in September of the previous year. The presence of redds in the immediate project vicinity will necessitate the postponing of the project until fry have emerged from the gravel.

The best available data gathered by any State, Tribal, or Federal agency will be reviewed prior to construction to ensure that the fisheries resource or habitat will not be negatively affected by construction.

For the vast majority of projects, the channel will not be completely obstructed during construction. An exception may be for the installation of a culvert or similar project where obstruction is only expected to last a very short period of time (a few hours). This will be reviewed on a case-by-case basis through the ESA §7 consultation process. For all other

¹ For the purpose of this document, a “qualified fisheries biologist” is an individual with a relevant natural resources degree (fisheries, wildlife, hydrology, limnology, etc.) in addition to field work experience in fisheries in the Upper Salmon River Subbasin.

THIS DOCUMENT IS INTENDED FOR GENERAL USE BY STATE, FEDERAL, AND TRIBAL ENTITIES

This version supersedes all previous versions

projects, provisions for fish passage must be in place at all times. These provisions will be appropriate for the species and life stages normally found in the project area during the construction period, and will be evaluated through the ESA §7 consultation process. Guidelines can be found at

<http://www.nwr.noaa.gov/1hydrop/hydroweb/docs/Passagecriteria.extrevdraft.pdf>

Appropriate Best Management Practices (BMPs) will be in place at all times during and after construction. Appropriate BMPs may include, but are not limited to, use of silt fences, straw bales, coir logs, timing of disturbance, or other methods to minimize negative effects of a project.

How To Use The Fish Periodicity Tables

The fish periodicity tables were developed by professional biologists familiar with fish distribution and life cycles in the Upper Salmon River Subbasin. They reflect the general timing of spawning, incubation, fry presence, juvenile presence, and adult presence. For anadromous species, the tables also show times of migration. The tables break each month into quarters, roughly coinciding with weeks. Fish presence is shown by colored blocks in each quarter. The preferred instream work window is outlined by bold black lines. In most cases, the preferred instream work window is inside the black lines, but in a few instances, the black lines enclose the time when instream work should not occur. In these instances, arrows near the top of the black lines point outside the lines.

In many cases, the preferred work window may affect incubating resident fish, especially cutthroat trout. A qualified fisheries biologist will evaluate the individual project and assess the potential impacts to resident fish.

If a tributary is not specifically listed, the work window will be the same as the river reach that includes it. For example, Carmen Creek (north of Salmon), will have the same work window as the reach "Main Salmon River from Horse Creek to the Pahsimeroi River."

**THIS DOCUMENT IS INTENDED FOR GENERAL USE BY STATE, FEDERAL, AND
TRIBAL ENTITIES**

This version supersedes all previous versions

Recommended Work Windows


The abbreviation “q” will be used in the following summary of work windows to indicate “quarter.” For example, “q2” will be used for “quarter 2.” Quarters roughly coincide with weeks.

River Reach or Tributary	Preferred Work Window
Main Salmon River tributaries - Middle Fork to North Fork, including the Middle Fork from mouth to Camas Creek	July q2 - August q2
Camas Creek	July q3
Panther Creek	July q3 – August q2
North Fork Salmon River	July q2 – August q2
Main Salmon River - Horse Creek to the Pahsimeroi River	July q2 – March q2
Main Salmon River Tributaries-Horse Cr. to Pahsimeroi R.	July q1 – August q2
Lemhi River – Mouth to Agency Creek	July q2 – March q2
Lemhi River – Agency Creek to Hayden Creek	July q2 – August q3
Hayden Creek (Lemhi River drainage)	July q1 – August q2
Lemhi River – Hayden Creek to Leadore	July q1 – August q3
Big Springs Creek (Lemhi River drainage)	July q1 – August q4
Main Salmon River - Pahsimeroi River to Valley Creek	July q2 – August q3
Main Salmon River Tributaries - Pahsimeroi R. to Valley Cr.	July q2 – August q2
Pahsimeroi River – mouth to Hooper Lane	July q1 – August q3
Big Springs Creek (Pahsimeroi River drainage)	July q2 – August q3
Pahsimeroi River- Hooper Lane to headwaters	August q1 – March q3
Challis Creek (mouth to public land boundary)	July q2 – March q2
East Fork Salmon River – Mouth to Herd Creek	July q2 – August q3
Herd Creek (East Fork Salmon River drainage)	July q2 – August q2
East Fork Salmon River – Herd Creek to Germania Creek	July q2 – August q2
East Fork Salmon River – Germania Creek to Headwaters	July q2 – July q3
Yankee Fork River	July q2 – August q2
Main Salmon River - Valley Creek to Headwaters	July q2 – August q2
Valley Creek – including the upper Middle Fork Salmon River from Camas Creek to the headwaters	July q2 – August q2

THIS DOCUMENT IS INTENDED FOR GENERAL USE BY STATE, FEDERAL, AND TRIBAL ENTITIES


This version supersedes all previous versions

Main Salmon River Tributaries – Middle Fork to North Fork including the Middle Fork from the mouth to Camas Creek




THIS DOCUMENT IS INTENDED FOR GENERAL USE BY STATE, FEDERAL, AND TRIBAL ENTITIES
This version supersedes all previous versions

Camas Creek



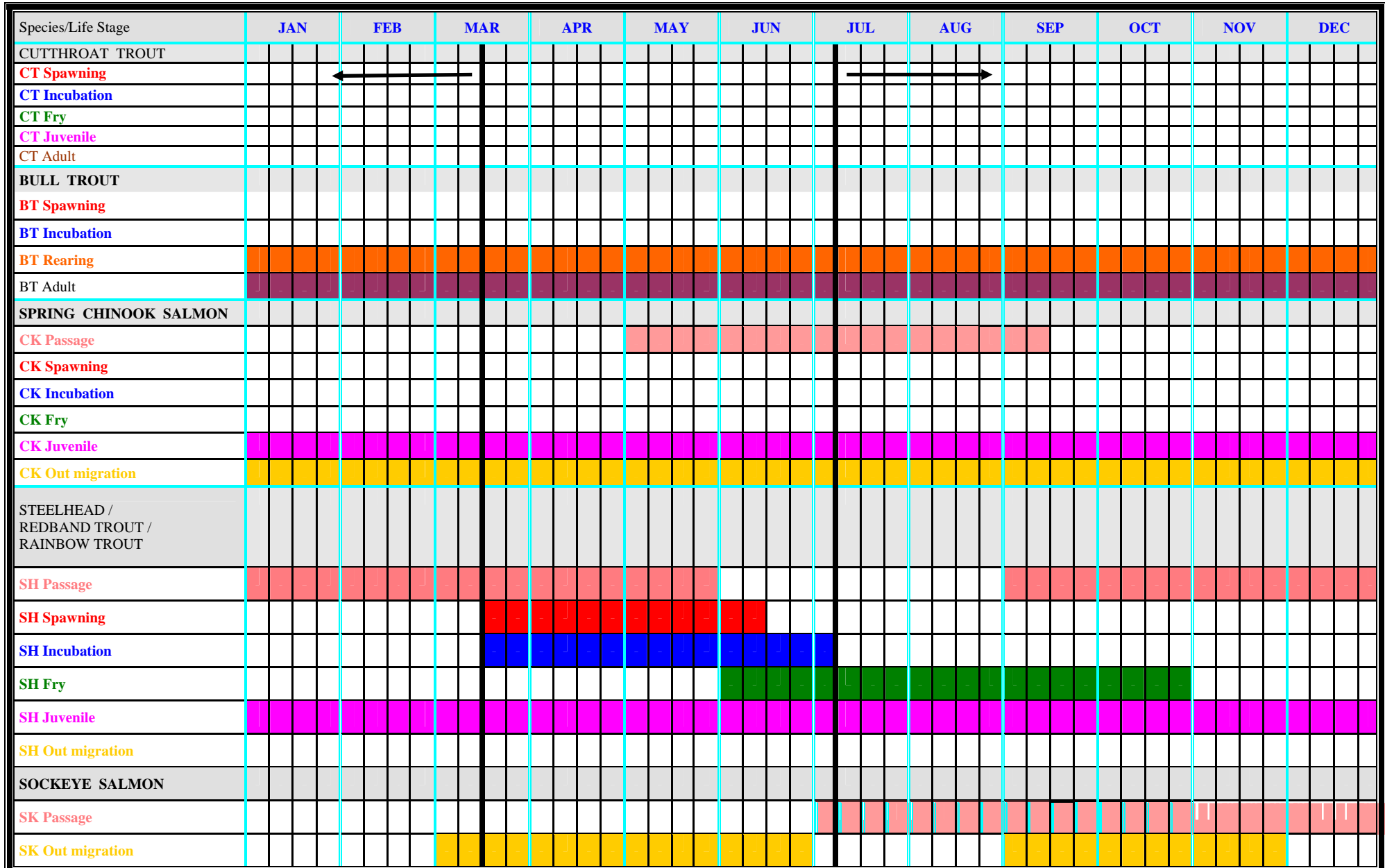
Panther Creek



North Fork Salmon River

Species/Life Stage	JAN	FEB	MAR	APR	MAY	JUN	JUL	AUG	SEP	OCT	NOV	DEC
CUTTHROAT TROUT												
CT Spawning					█	█	█					
CT Incubation					█	█	█					
CT Fry							█	█	█	█	█	
CT Juvenile	█	█	█	█	█	█	█	█	█	█	█	█
CT Adult	█	█	█	█	█	█	█	█	█	█	█	█
BULL TROUT												
BT Spawning								█	█	█	█	
BT Incubation	█	█	█	█	█			█	█	█	█	█
BT Rearing	█	█	█	█	█	█	█	█	█	█	█	█
BT Adult	█	█	█	█	█	█	█	█	█	█	█	█
SPRING CHINOOK SALMON												
CK Passage				█	█	█	█	█				
CK Spawning								█	█	█		
CK Incubation	█	█	█	█	█			█	█	█	█	█
CK Fry	█	█	█	█	█	█						
CK Juvenile	█	█	█	█	█	█	█	█	█	█	█	█
CK Out migration	█	█	█	█	█	█	█	█	█	█	█	█
STEELHEAD / REDBAND TROUT / RAINBOW TROUT												
SH Passage		█	█	█	█	█						
SH Spawning			█	█	█	█	█					
SH Incubation			█	█	█	█	█					
SH Fry						█	█	█	█	█	█	
SH Juvenile	█	█	█	█	█	█	█	█	█	█	█	█
SH Out migration	█	█	█	█	█	█	█	█	█	█	█	█

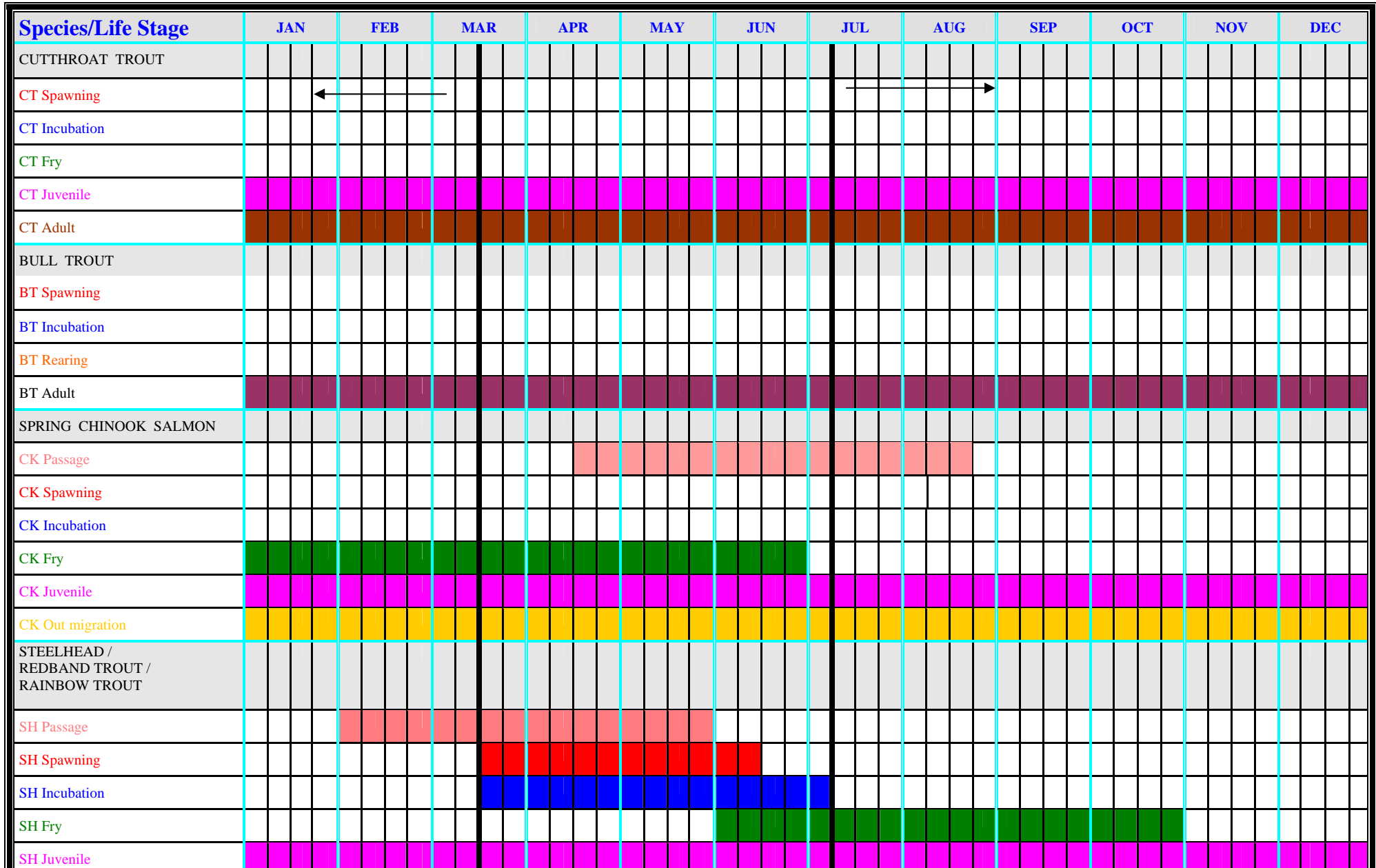
Main Stem Salmon River - Horse Creek to the Pahsimeroi River



Main Stem Salmon River Tributaries - Horse Creek to the Pahsimeroi River

Species/Life Stage	JAN	FEB	MAR	APR	MAY	JUN	JUL	AUG	SEP	OCT	NOV	DEC
CUTTHROAT TROUT												
CT Spawning					█	█						
CT Incubation					█	█	█					
CT Fry						█	█	█	█	█		
CT Juvenile	█	█	█	█	█	█	█	█	█	█	█	█
CT Adult	█	█	█	█	█	█	█	█	█	█	█	█
BULL TROUT												
BT Spawning								█	█	█		
BT Incubation	█	█	█	█	█				█	█	█	█
BT Rearing	█	█	█	█	█	█	█	█	█	█	█	█
BT Adult	█	█	█	█	█	█	█	█	█	█	█	█
SPRING CHINOOK SALMON												
CK Passage												
CK Spawning												
CK Incubation												
CK Fry												
CK Juvenile	█	█	█	█	█	█	█	█	█	█	█	█
CK Out migration	█	█	█	█	█	█	█	█	█	█	█	█
STEELHEAD / REDBAND TROUT / RAINBOW TROUT												
SH Passage	█	█	█	█	█				█	█	█	█
SH Spawning			█	█	█	█	█					
SH Incubation			█	█	█	█	█					
SH Fry						█	█	█	█	█		
SH Juvenile	█	█	█	█	█	█	█	█	█	█	█	█
SH Out migration												


Lemhi River - Mouth to Agency Creek



Lemhi River from Agency Creek to Hayden Creek


Species/Life Stage	JAN	FEB	MAR	APR	MAY	JUN	JUL	AUG	SEP	OCT	NOV	DEC
CUTTHROAT TROUT												
CT Spawning												
CT Incubation												
CT Fry												
CT Juvenile												
CT Adult												
BULL TROUT												
BT Spawning												
BT Incubation												
BT Rearing												
BT Adult												
SPRING CHINOOK SALMON												
CK Passage												
CK Spawning												
CK Incubation												
CK Fry												
CK Juvenile												
CK Out migration												
STEELHEAD / REDBAND TROUT / RAINBOW TROUT												
SH Passage												
SH Spawning												
SH Incubation												
SH Fry												
SH Juvenile												
SH Out migration												

Hayden Creek



THIS DOCUMENT IS INTENDED FOR GENERAL USE BY STATE, FEDERAL, AND TRIBAL ENTITIES
This version supersedes all previous versions

Lemhi River - Hayden Creek to Leadore



THIS DOCUMENT IS INTENDED FOR GENERAL USE BY STATE, FEDERAL, AND TRIBAL ENTITIES
This version supersedes all previous versions

Big Springs Creek (Lemhi River drainage)

Species/Life Stage	JAN	FEB	MAR	APR	MAY	JUN	JUL	AUG	SEP	OCT	NOV	DEC
CUTTTHROAT TROUT												
CT Spawning												
CT Incubation												
CT Fry												
CT Juvenile												
CT Adult												
BULL TROUT												
BT Spawning												
BT Incubation												
BT Rearing												
BT Adult												
SPRING CHINOOK SALMON												
CK Passage												
CK Spawning												
CK Incubation												
CK Fry												
CK Juvenile												
CK Out migration												
STEELHEAD / REDBAND TROUT / RAINBOW TROUT												
SH Passage												
SH Spawning												
SH Incubation												
SH Fry												
SH Juvenile												
SH Out migration												

Main Salmon River - Pahsimeroi River to Valley Creek

Species/Life Stage	JAN	FEB	MAR	APR	MAY	JUN	JUL	AUG	SEP	OCT	NOV	DEC
CUTTHROAT TROUT												
CT Spawning												
CT Incubation												
CT Fry												
CT Juvenile												
CT Adult												
BULL TROUT												
BT Spawning												
BT Incubation												
BT Rearing												
BT Adult												
SPRING CHINOOK SALMON												
CK Passage												
CK Spawning												
CK Incubation												
CK Fry												
CK Juvenile												
CK Out migration												
STEELHEAD / REDBAND TROUT / RAINBOW TROUT												
SH Passage												
SH Spawning												
SH Incubation												
SH Fry												
SH Juvenile												
SH Out migration												
SOCKEYE SALMON												
SK Passage												
SK Out migration												


Main Salmon River Tributaries - Pahsimeroi River to Valley Creek

Species/Life Stage	JAN	FEB	MAR	APR	MAY	JUN	JUL	AUG	SEP	OCT	NOV	DEC
CUTTHROAT TROUT												
CT Spawning					█	█	█					
CT Incubation					█	█	█					
CT Fry						█	█	█	█	█		
CT Juvenile	█	█	█	█	█	█	█	█	█	█	█	█
CT Adult	█	█	█	█	█	█	█	█	█	█	█	█
BULL TROUT												
BT Spawning								█	█	█	█	
BT Incubation	█	█	█	█	█			█	█	█	█	█
BT Rearing	█	█	█	█	█	█	█	█	█	█	█	█
BT Adult	█	█	█	█	█	█	█	█	█	█	█	█
SPRING CHINOOK SALMON												
CK Passage												
CK Spawning												
CK Incubation												
CK Fry	█	█	█	█	█	█	█	█	█	█	█	█
CK Juvenile	█	█	█	█	█	█	█	█	█	█	█	█
CK Out migration	█	█	█	█	█	█	█	█	█	█	█	█
STEELHEAD / REDBAND TROUT / RAINBOW TROUT												
SH Passage		█	█	█	█							
SH Spawning			█	█	█	█	█					
SH Incubation			█	█	█	█	█					
SH Fry						█	█	█	█	█	█	█
SH Juvenile	█	█	█	█	█	█	█	█	█	█	█	█
SH Out migration	█	█	█	█	█	█	█	█	█	█	█	█


Pahsimeroi River - Mouth to Hooper Lane

Species/Life Stage	JAN	FEB	MAR	APR	MAY	JUN	JUL	AUG	SEP	OCT	NOV	DEC
CUTTHROAT TROUT												
CT Spawning					█	█						
CT Incubation					█	█	█					
CT Fry							█	█	█	█	█	
CT Juvenile	█	█	█	█	█	█	█	█	█	█	█	█
CT Adult	█	█	█	█	█	█	█	█	█	█	█	█
BULL TROUT												
BT Spawning												
BT Incubation												
BT Rearing												
BT Adult				█	█	█	█					
SPRING CHINOOK SALMON												
CK Passage						█	█	█	█	█		
CK Spawning									█	█		
CK Incubation	█	█	█	█	█				█	█	█	█
CK Fry	█	█	█	█	█	█						
CK Juvenile	█	█	█	█	█	█	█	█	█	█	█	█
CK Out migration	█	█	█	█	█	█	█	█	█	█	█	█
STEELHEAD / REDBAND TROUT / RAINBOW TROUT												
SH Passage		█	█	█	█	█						
SH Spawning			█	█	█	█	█					
SH Incubation			█	█	█	█	█					
SH Fry						█	█	█	█	█	█	
SH Juvenile	█	█	█	█	█	█	█	█	█	█	█	█
SH Out migration	█	█	█	█	█	█	█	█	█	█	█	█


Big Springs Creek (Pahsimeroi River drainage)



Pahsimeroi River- Hooper Lane to Headwaters




Challis Creek – Mouth to Public Land




THIS DOCUMENT IS INTENDED FOR GENERAL USE BY STATE, FEDERAL, AND TRIBAL ENTITIES
This version supersedes all previous versions


East Fork Salmon River - Mouth to Herd Creek




Herd Creek (East Fork drainage)



East Fork Salmon River - Herd Creek to Germania Creek




East Fork Salmon River from Germania Creek to Headwaters



THIS DOCUMENT IS INTENDED FOR GENERAL USE BY STATE, FEDERAL, AND TRIBAL ENTITIES
This version supersedes all previous versions

Yankee Fork River



THIS DOCUMENT IS INTENDED FOR GENERAL USE BY STATE, FEDERAL, AND TRIBAL ENTITIES
This version supersedes all previous versions

Main Salmon River - Valley Creek to Headwaters

Species/Life Stage	JAN	FEB	MAR	APR	MAY	JUN	JUL	AUG	SEP	OCT	NOV	DEC
CUTTHROAT TROUT												
CT Spawning					█	█	█					
CT Incubation					█	█	█					
CT Fry							█	█	█	█	█	█
CT Juvenile	█	█	█	█	█	█	█	█	█	█	█	█
CT Adult	█	█	█	█	█	█	█	█	█	█	█	█
BULL TROUT												
BT Spawning								█	█	█	█	
BT Incubation	█	█	█	█	█			█	█	█	█	█
BT Rearing	█	█	█	█	█	█	█	█	█	█	█	█
BT Adult	█	█	█	█	█	█	█	█	█	█	█	█
SPRING CHINOOK SALMON												
CK Passage						█	█	█	█			
CK Spawning								█	█	█		
CK Incubation	█	█	█	█	█			█	█	█	█	█
CK Fry	█	█	█	█	█	█						
CK Juvenile	█	█	█	█	█	█	█	█	█	█	█	█
CK Out migration	█	█	█	█	█	█	█	█	█	█	█	█
STEELHEAD / REDBAND TROUT / RAINBOW TROUT												
SH Passage			█	█	█	█						
SH Spawning			█	█	█	█	█					
SH Incubation			█	█	█	█	█					
SH Fry						█	█	█	█	█	█	█
SH Juvenile	█	█	█	█	█	█	█	█	█	█	█	█
SH Out migration	█	█	█	█	█	█	█	█	█	█	█	█
SOCKEYE SALMON												
SK Passage							█	█	█	█	█	█
SK Out migration			█	█	█	█			█	█	█	█

Valley Creek – including upper Middle Fork Salmon River from Camas Creek to headwaters

